

### Specifications

Models	S-80 X		S-85	
	US	Metric	US	Metric
Measurements				
Working height maximum*	86 ft	26.20 m	91 ft	27.70 m
Platform height maximum	80 ft	24.40 m	85 ft	25.90 m
Horizontal reach maximum	71 ft 6 in	21.80 m	76 ft 6 in	23.30 m
Below ground reach	6 ft 1 in	1.85 m	9 ft 6 in	2.89 m
<b>A</b> Platform length - 8 ft model	3 ft	0.91 m	3 ft	0.91 m
Platform length - 6 ft model	2 ft 6 in	0.76 m	2 ft 6 in	0.76 m
<b>B</b> Platform width - 8 ft model	8 ft	2.44 m	8 ft	2.44 m
Platform width - 6 ft model	6 ft	1.83 m	6 ft	1.83 m
<b>C</b> Height - stowed	9 ft 2 in	2.80 m	9 ft 2 in	2.80 m
<b>D</b> Length - stowed	36 ft 6 in	11.10 m	40 ft	12.20 m
Length - transport (jib tucked under)			38 ft	11.60 m
<b>E</b> Width	8 ft 2 in	2.50 m	8 ft 2 in	2.50 m
<b>F</b> Wheelbase	9 ft 4 in	2.80 m	9 ft 4 in	2.80 m
<b>G</b> Ground clearance - center	15.8 in	0.40 m	15.8 in	0.40 m

### Productivity

Lift capacity	500 lb/ 1000 lb	227 kg/ 454 kg	500 lbs	227 kg
Platform rotation	160°		160°	
Vertical jib rotation			135°	
Turntable rotation	360° continuous		360° continuous	
Turntable tailswing	4 ft 8 in	1.42 m	4 ft 8 in	1.42 m
Drive speed - stowed - 2WD/4WD	3.3 mph	5.3 km/h	3.3 mph	5.3 km/h
- raised/extended	0.65 mph	1.0 km/h	0.65 mph	1.0 km/h
Gradeability - 2WD - stowed**	30%		30%	
- 4WD - stowed**	45%		45%	
Turning radius: inside	12 ft	3.70 m	12 ft	3.70 m
outside	21 ft 6 in	6.60 m	21 ft 6 in	6.60 m
Controls	12V DC proportional		12V DC proportional	
Tires - RT lug	Foam filled 18-625, 16 ply		Foam filled 18-625, 16 ply	

### Power

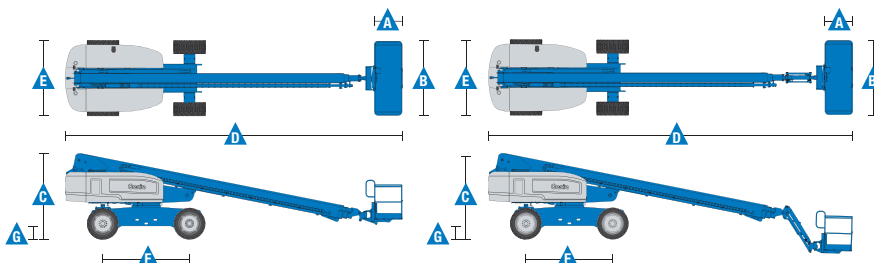
Power source	74 hp (55 kW) Deutz turbo diesel T4i TD2011L04i 63 hp (47 kW) Perkins diesel T4i 804D-33 74 hp (55 kW) Continental gas/LPG TME27			
Auxiliary power unit	12V DC			
Hydraulic tank capacity	40 gal	150 L	40 gal	150 L
Fuel tank capacity - diesel	35 gal	132 L	35 gal	132 L
- gas/LPG	30 gal	113.6 L	30 gal	113.6 L

### Weight\*\*\*

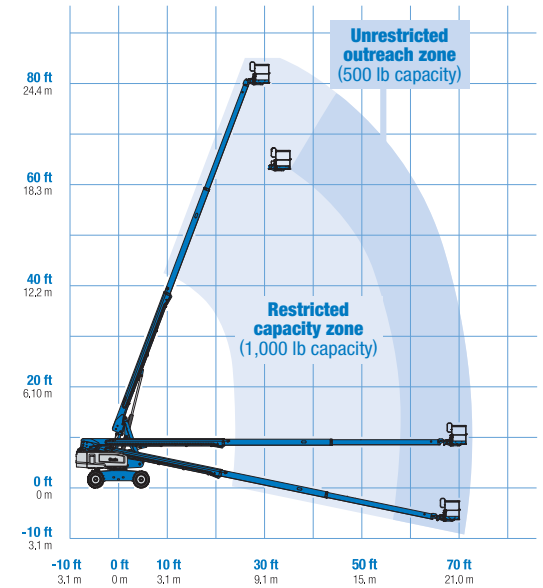
2WD	35,400 lbs	16,057 kg	37,900 lbs	17,191 kg
4WD	35,500 lbs	16,102 kg	38,000 lbs	17,236 kg

### Standards Compliance

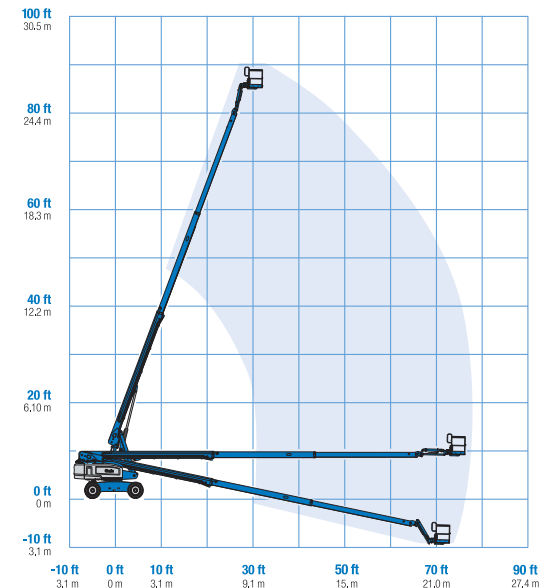
ANSI A92.5, CSA B354.4, EN 280, AS 1418.10



### Range Of Motion S-80 X



### Range Of Motion S-85 (500 lb capacity)



\* The metric equivalent of working height adds 2 m to platform height. U.S. adds 6 ft to platform height.  
 \*\* Gradeability applies to driving on slopes. See operator's manual for details regarding slope ratings.  
 \*\*\* Weight will vary depending on options and/or country standards.

### Features

#### Standard Features

##### Measurements

##### S-80 X\*

- 86 ft (26.38 m) working height
- 71 ft 6 in (21.8 m) horizontal reach
- 500 lbs (227 kg) unrestricted and 1000 lbs (454 kg) restricted lift capacity

##### S-85

- 91 ft (27.90 m) working height
- 76 ft 6 in (23.3 m) horizontal reach
- 500 lbs (227 kg) lift capacity

##### Productivity

- Self-leveling platform
- 160° hydraulic platform rotation
- Proportional joystick controls
- Drive enable
- AC power cord to platform
- Horn
- Hour meter
- Tilt alarm
- Descent alarm
- 360° continuous turntable rotation
- Positive traction drive
- Two speed wheel motors

##### Power

- 12V DC auxiliary power
- Anti-restart engine protection
- Auto engine fault shutdown
- Catalytic converter muffler (Continental engine only)
- Engine block heater (Continental engine only)

#### Easily Configured To Meet Your Needs

##### Platform Options

- Steel 8 ft (2.44 m) (standard)
- Steel 6 ft (1.83 m)
- Steel 8 ft (2.44 m) tri-entry

##### Jib Options

- Non-jib (S-80 only)
- 5 ft (1.52 m) jib boom (S-85 only)

##### Engine Options

- 74 hp (55 kW) Deutz turbo diesel T4i (standard)
- 63 hp (47 kW) Perkins diesel T4i
- 74 hp (55 kW) Continental gas/LPG

##### Drive Options

- 2WD
- 4WD (standard)

##### Axle

- Active oscillation

##### Tire Options

- Rough terrain foam-filled (standard)
- Rough terrain non-marking foam-filled
- High floatation air-filled (Increases width by 4 in)

#### Options & Accessories

##### Productivity Options

- Platform swing gate
- Half mesh platform inserts with swing gate
- Platform top auxiliary rail
- Welder Ready package
- Weld leads to platform
- Air line to platform
- Hydraulic oil cooler
- Biodegradable hydraulic oil
- Hostile environment kit
- Deluxe hostile environment kit
- Aircraft protection package (6 ft platform only)
- Thumb rockersteer
- Tool tray
- Alarm package
- Panel cradle package (tri-entry platform)
- Lockable platform control box covers
- Tow package
- Work light package
- Operator Protective Structure

##### Power Options

- Engine gauge package
- AC generator packages (110V/-220V/50Hz, 3000W)
- Cold Weather Packages
- Diesel scrubber/spark arrestor muffler (catalytic muffler)
- LPG tank only, steel, 33.5 lbs (15.19 kg) capacity
- Intake air pre-cleaner



\* Not available on CE machines

#### Genie United States

18340 NE 76th Street  
P.O. Box 97030  
Redmond, Washington 98073-9730  
Telephone +1 (425) 881-1800  
Toll Free in USA/Canada +1 (800)-536-1800  
Fax +1 (425) 883-3475

#### Distributed By: